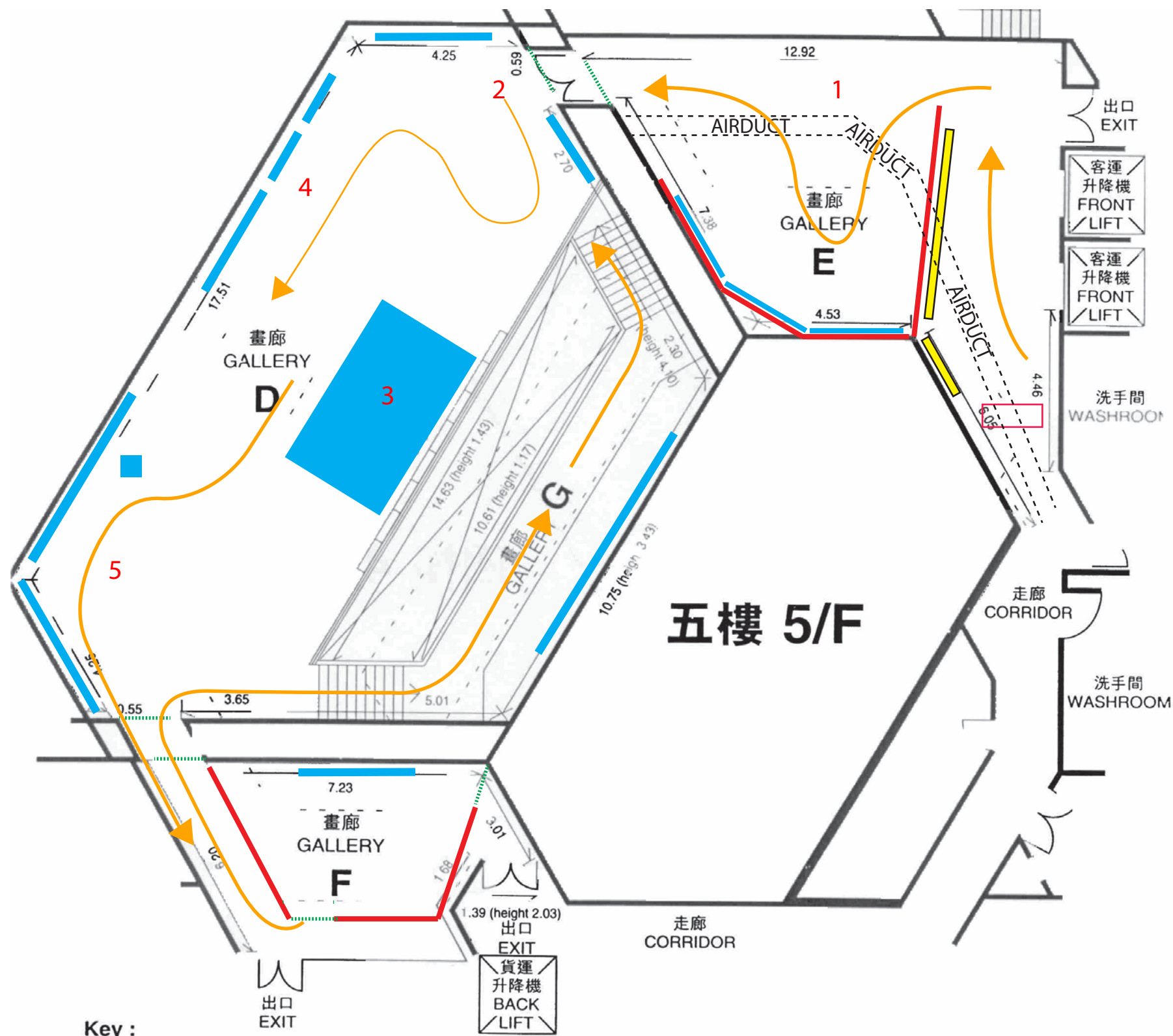







Unseen Existence: Dialogue with Environment in Contemporary Art

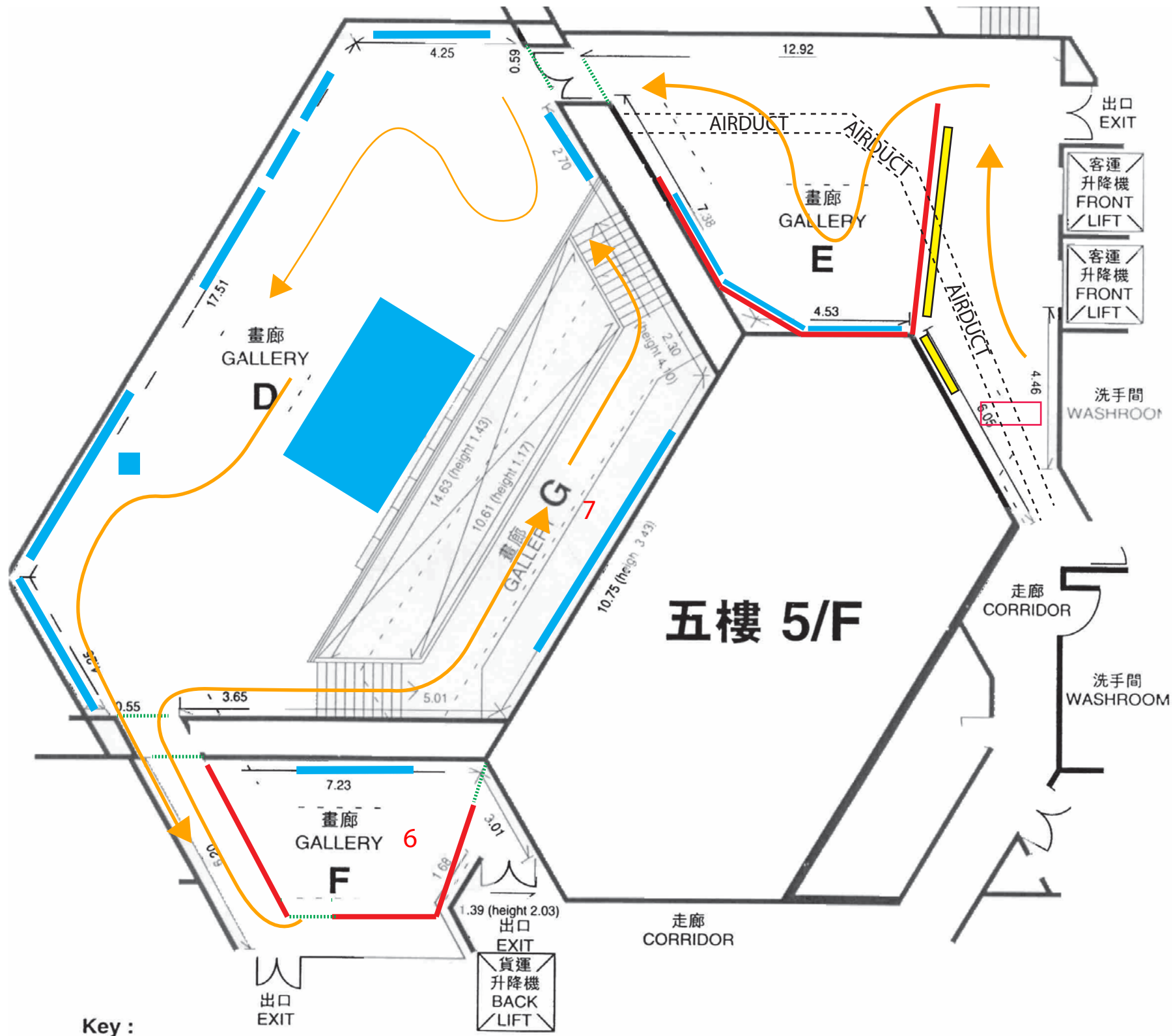
Exhibition Plan_20141106

Pao Galleries 5/F



1. When Need Moves the Earth Suttirat Supaparinya Som	
	2014 Film installation / 3-channel video 20min 25sec
2. (TBC), Boris Mikahilov	
	17 photos size: n/a
3. Unban Mining, Unban Mining_Traffic &Variation #1, Yuko Mohri	
	Installation Dimension variable
4. Against the Wind & Stumped, Maya Kramer	
	2014 Installation Size: n/a
5. Masaya Chiba	
	Oil on canvas A set of 6 paintings, 200 x 260cm; 80.2 x 100.2cm; 60.5 x 73.cm; 115.1 x 145.4; 97.7 x 121.1cm; 88 x 143cm

Pao Galleries 5/F



6. Apotome, Allora & Calzadilla



Jennifer Allora & Guillermo Calzadilla, "Apotomé," 2013. Super 16 mm film transferred to HD, sound, 23:05 min.

2013
Super 16mm film transferred to HD,
Sound,
23min05s

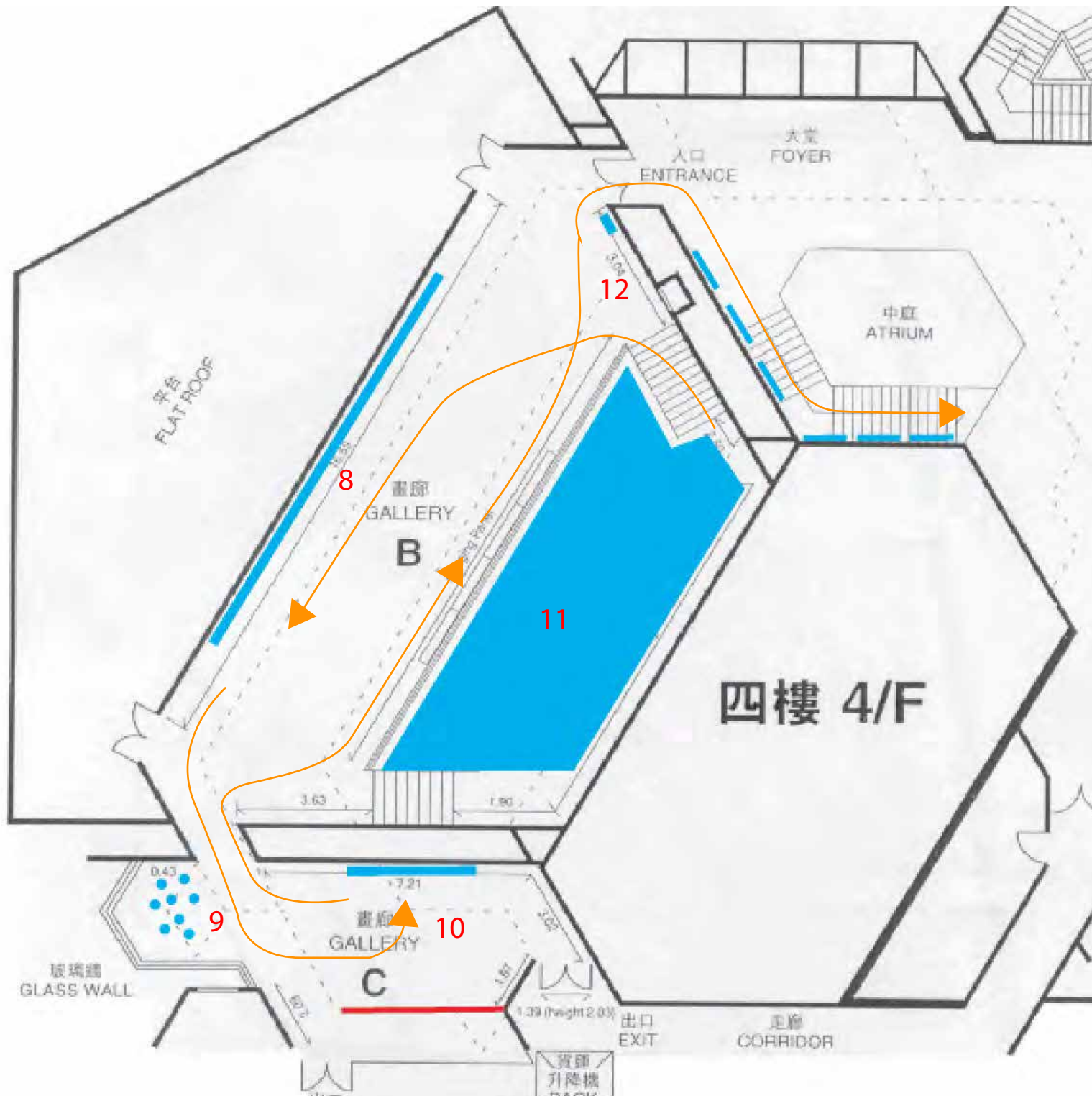
7. Koki No Shashin : Photographs of A Seventy Year Old, Nobuyoshi Araki








2010
Set of 80 RP Direct prints
Image size: 33.1 x 40.9 cm each
Paper size: 35.7 x 43.2 cm each

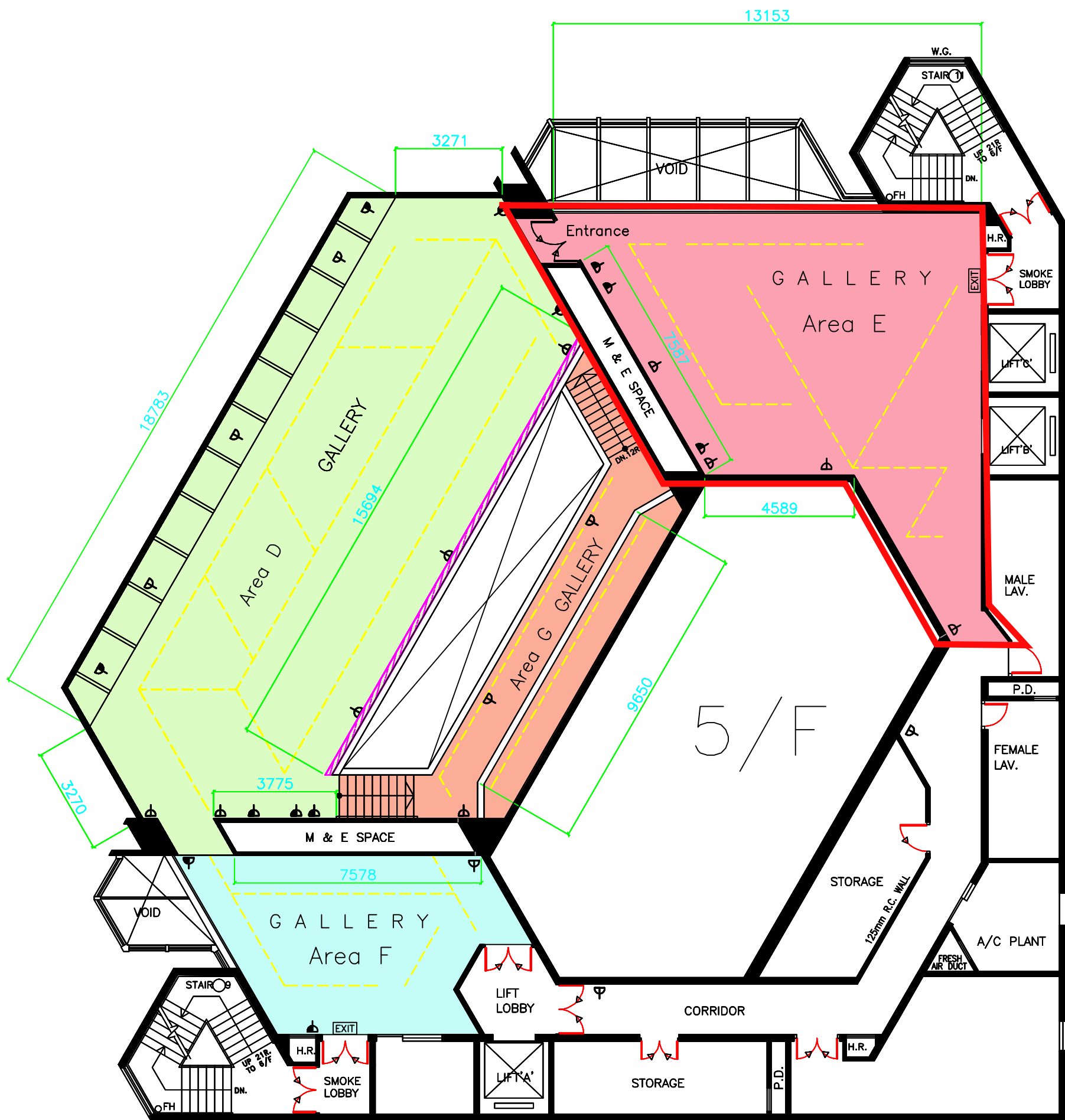
Constructed wooden wall Text

Pao Galleries 4/F



Constructed wooden wall

<p>8. Yao Jui-chung</p> 	<p>1993, B &W Photo Print on Fine Art Paper, 150 x 100cm, a set of 2; 1993 & 1999, B &W Photo Print on Fine Art Paper, 140 x 105cm, a set of 6; 2005, B &W Photo Print on Fine Art Paper, 140 x 105cm, a set of 4;</p>
<p>9. Sound Bulb Wang Fu-jui</p> 	<p>2008-2014 Sound installation with 8 light bulbs Dimension variable</p>
<p>10. love letters & The Double Life of Veronique Jiang Zhi</p> 	<p>2011, 2014 watercolour on paper & photos a set of 8 paintings and 8 photos 46 x 60 cm each</p>
<p>11. Zone (II) , Nadim Abbas</p> 	<p>2014 Installation Dimension variable</p>
<p>12. Silent Walk, Ang Song Ming</p> 	<p>2014 Installation (Instruction, photos x 6, ipad with video documentation)</p>



Area D :		Area E :		Area F :		Area G :	
Cargo Lift Dimension		Guest Lift Dimension		Hanging Panel :			
Internal Size : L x W x H		Internal Size : L x W x H		Dimension : W x H			
	1.61 x 1.485 x 2.35		1.76 x 1.475 x 2.34		1.25 x 2.58		
Car Opening : L x H		Car Opening : L x H		Light Track :			
	0.9 x 2.1		1 x 2.1	Panel Height : 2.60			
Loading Max : 1150Kg		Loading Max : 1150Kg		Power Socket (Top) :			
				Power Socket (Bottom) :			


All Measurements in metre


(Not to Scale)

Floor Loading : 3 Kpa (300 kg/sq.m)

WHEN NEED MOVE THE EARTH, 2014
SUTTHIRAT SUPAPARINYA
FOR HONG KONG ARTS CENTRE
5F, GALLERY E

3 – channel video, Audio, Apple ProRes 422 File,
16:9, 1920 x 1080 pixel/channel
Colour, 20 min 25 sec, 25 fps,
Thai language with English subtitle






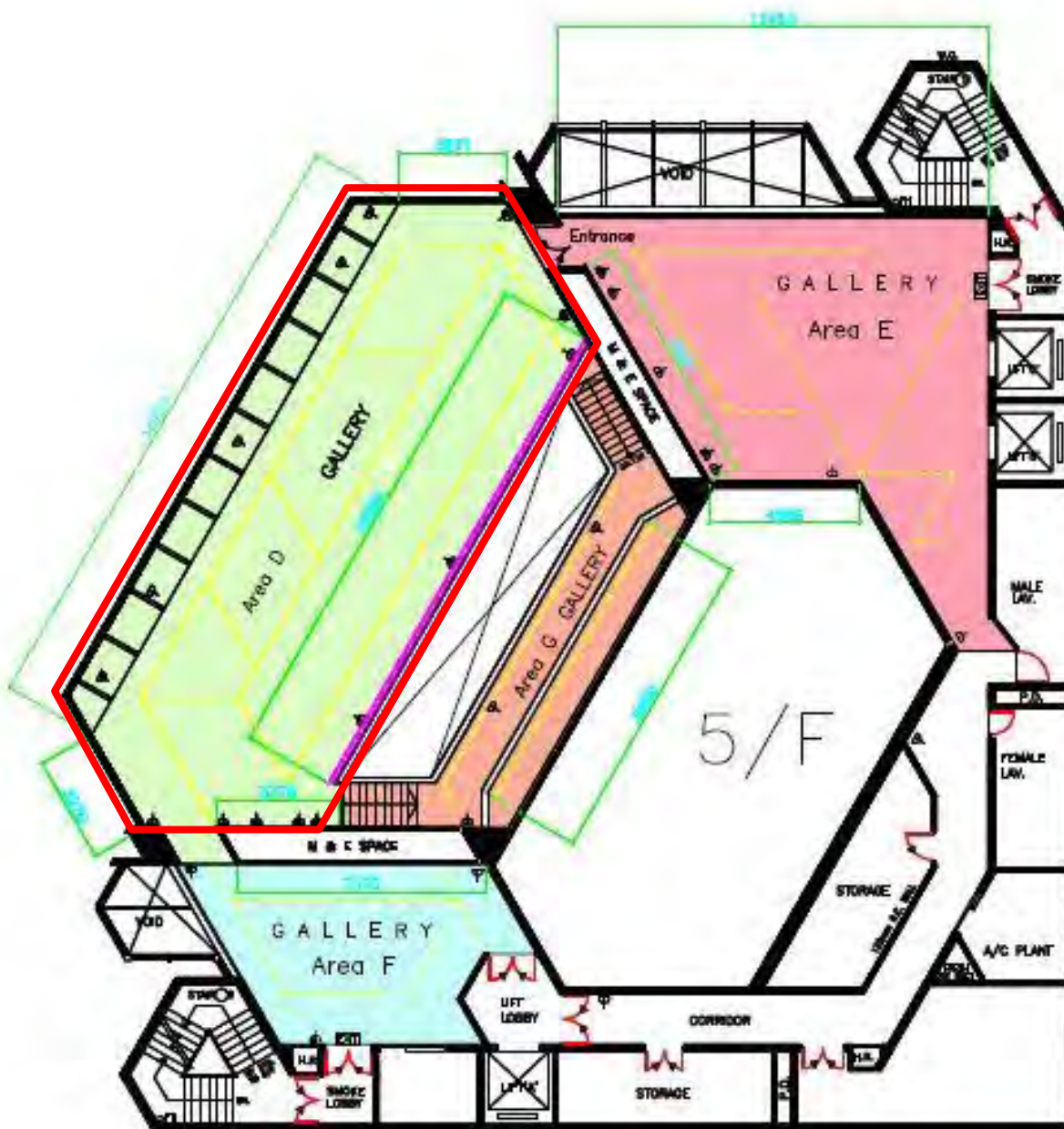
HONG KONG
INTERNATIONAL
PHOTO FESTIVAL
香港國際攝影展
AUG 8th
NOV 11th 2014

HKIPF

香港國際攝影展
HONG KONG INTERNATIONAL PHOTO FESTIVAL
AUG 8th - NOV 11th 2014
www.hkippf.com








Area D :	Area E :	Area F :	Area G :
Cargo Lift Dimension	Guest Lift Dimension	Hanging Panel :	
Internal Size : L x W x H	Internal Size : L x W x H	Dimension : W x H	
161 x 1485 x 2.35	176 x 1475 x 2.34	1.25 x 2.58	
Cor Opening : L x H	Cor Opening : L x H	Light Track :	
0.9 x 2.1	1 x 2.1	Panel Height : 2.60	
Loading Max : 1150Kg	Loading Max : 1150Kg	Power Socket (Top) :	
		Power Socket (Bottom) :	


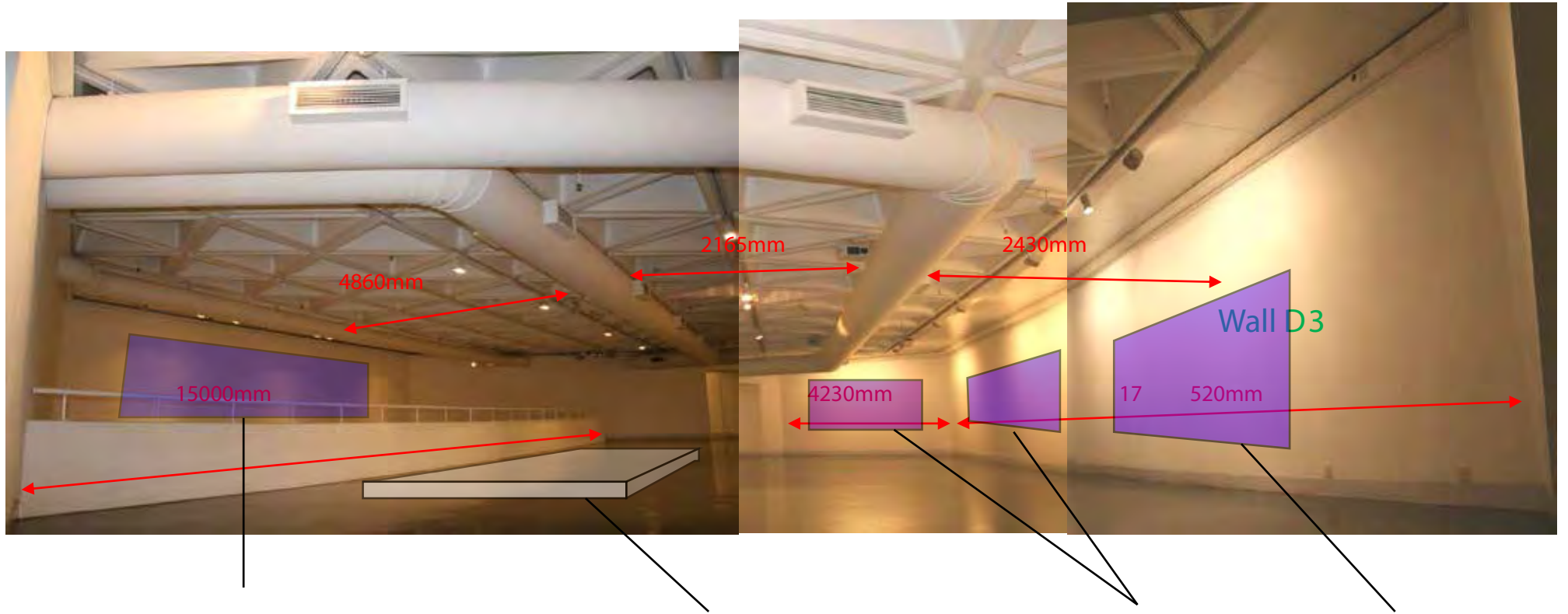
All Measurements In metre

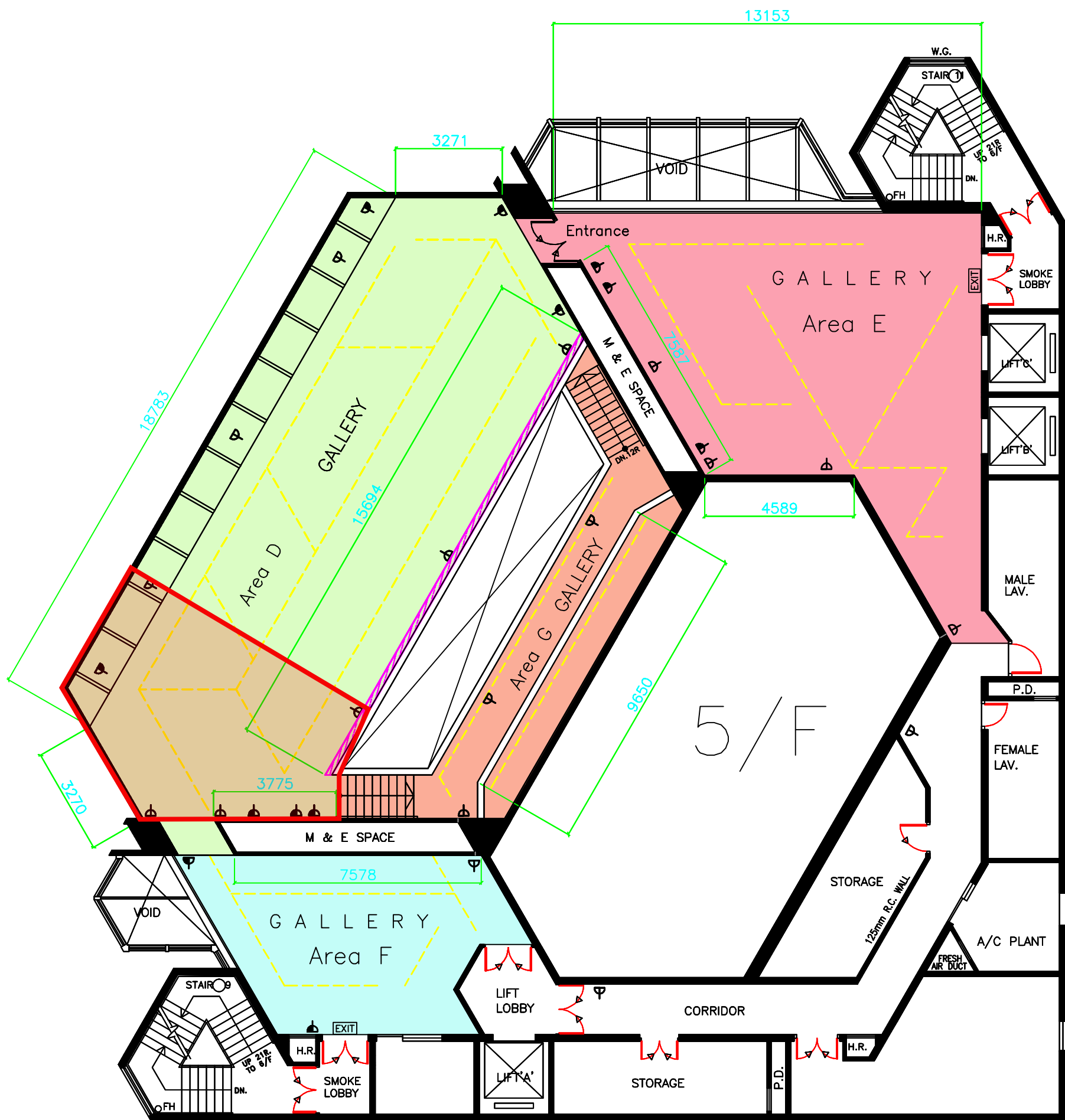
(Not to Scale)

Floor Loading : 3 Kpa (300 kg/sqm)









Area D :		Area E :		Area F :		Area G :	
Cargo Lift Dimension		Guest Lift Dimension		Hanging Panel :			
Internal Size : L x W x H		Internal Size : L x W x H		Dimension : W x H			
	1.61 x 1.485 x 2.35		1.76 x 1.475 x 2.34		1.25 x 2.58		
Car Opening : L x H		Car Opening : L x H		Light Track :			
	0.9 x 2.1		1 x 2.1	Panel Height : 2.60			
Loading Max : 1150Kg		Loading Max : 1150Kg		Power Socket (Top) :			
				Power Socket (Bottom) :			

All Measurements in metre

(Not to Scale)

Floor Loading : 3 Kpa (300 kg/sq.m)

Proceeding to
Gallery Area F



5/F Gallery Area D

4230mm



143 mm



88 mm

605 mm

730 mm



977 mm

1211 mm



822 mm


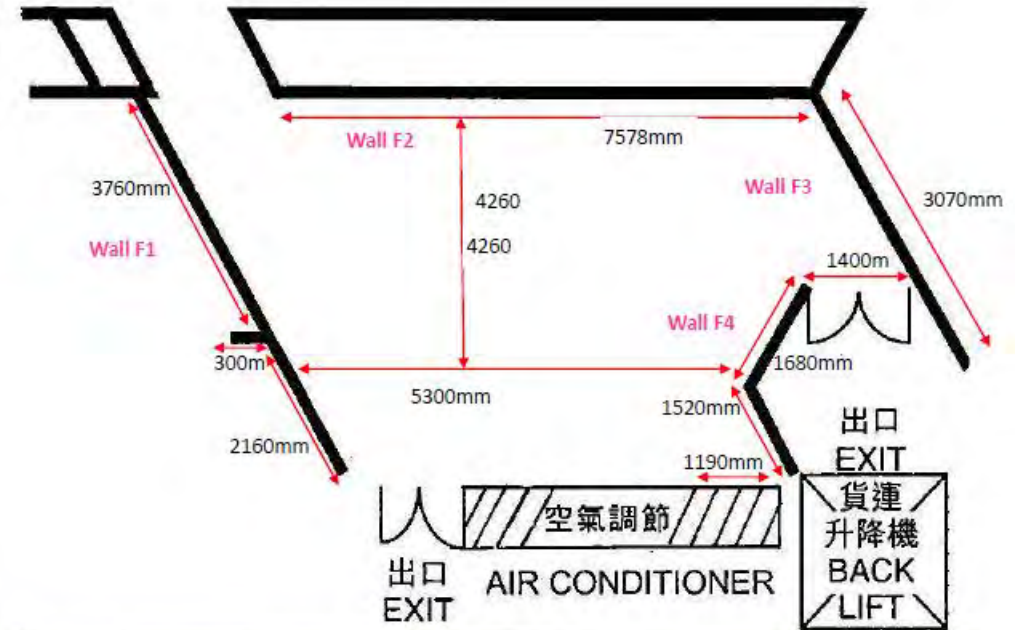
1002 mm

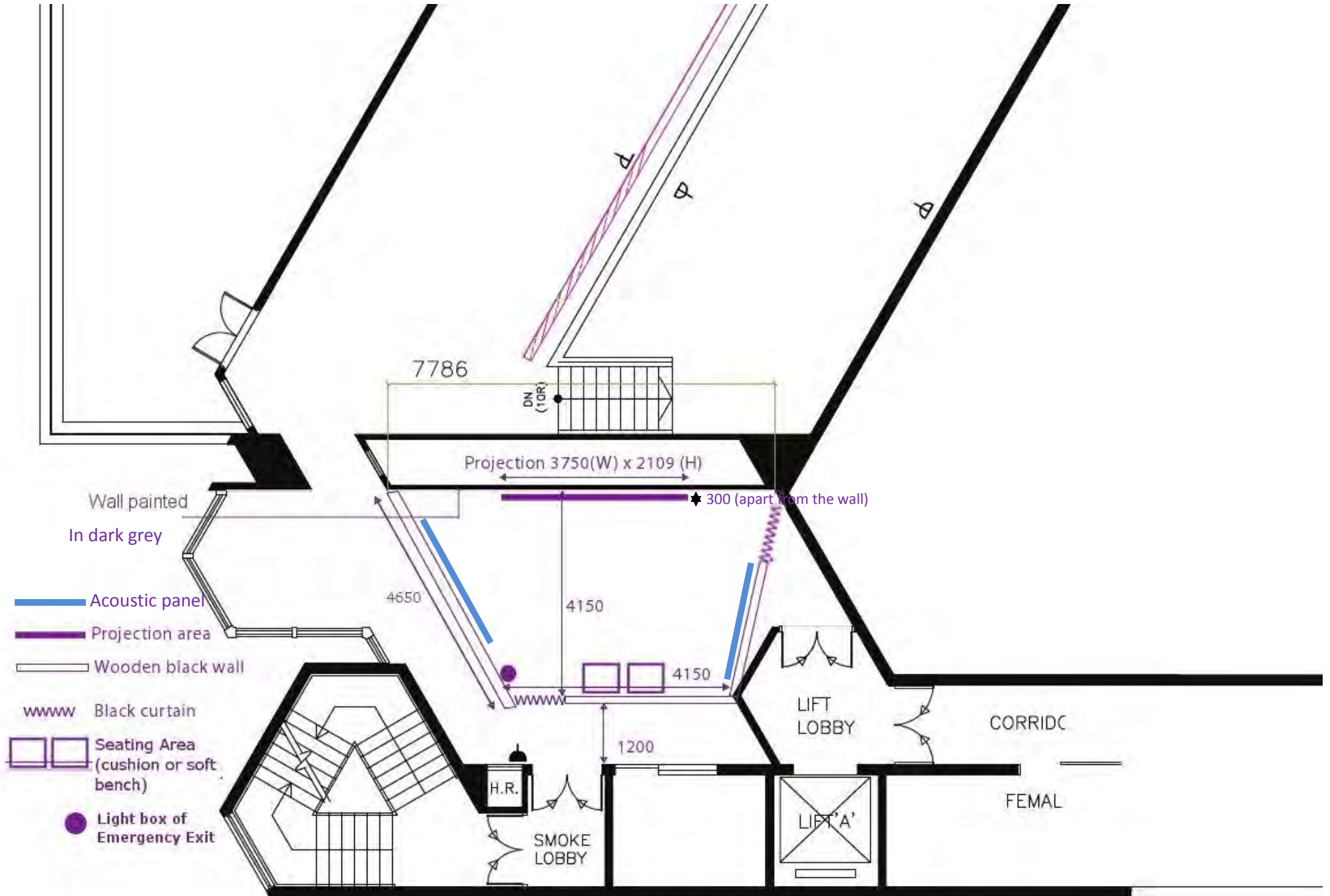


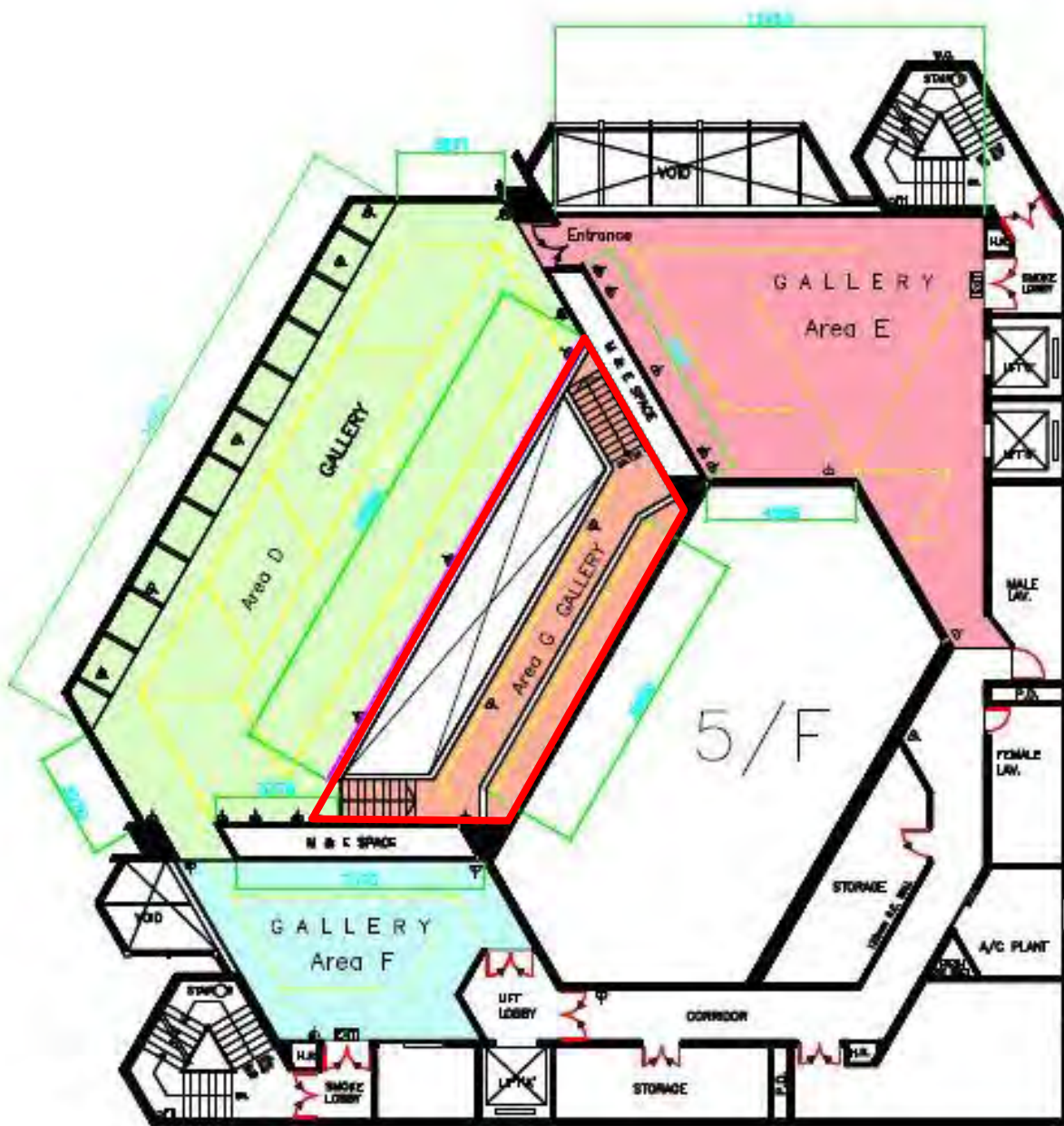
1454mm

1151mm

2840mm







Area D :	Area E :	Area F :	Area G :
Cargo Lift Dimension	Guest Lift Dimension	Hanging Panel :	
Internal Size : L x W x H	Internal Size : L x W x H	Dimension : W x H	
161 x 1485 x 2.35	176 x 1475 x 2.34	1.25 x 2.58	
Cor Opening : L x H	Cor Opening : L x H	Light Track :	
0.9 x 2.1	1 x 2.1	Panel Height : 2.60	
Loading Max : 1150Kg	Loading Max : 1150Kg	Power Socket (Top) :	
		Power Socket (Bottom) :	

All Measurements In metre

(Not to Scale)

Floor Loading : 3 Kpa (300 kg/sqm)

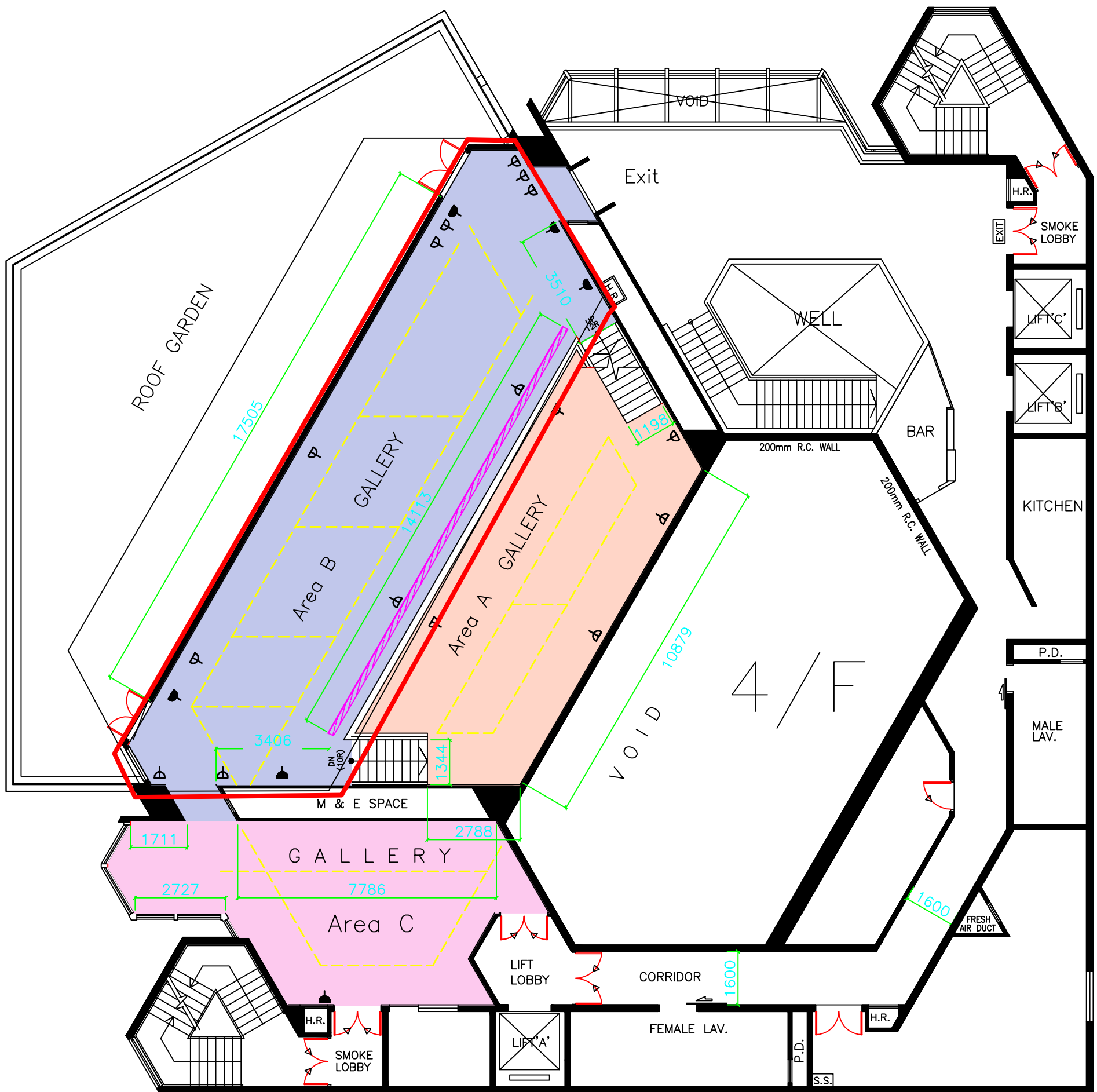


4800mm

10879mm

9650mm

1200mm



Area A :

Area B :

Area C :

Cargo Lift Dimension

Guest Lift Dimension

Hanging Panel :

Internal Size : L x W x H

Internal Size : L x W x H

Dimension : W x H

1.61 x 1.485 x 2.35

1.76 x 1.475 x 2.34

1.25 x 2.58

Car Opening : L x H

Car Opening : L x H

Light Track :

0.9 x 2.1

1 x 2.1

Panel Height : 2.60

Loading Max : 1150Kg

Loading Max : 1150Kg

Power Socket (Top) :

Power Socket (Bottom) :

All Measurements in metre

(Not to Scale)

Floor Loading : 3 Kpa (300 kg/sq.m)



90 cm

430 cm

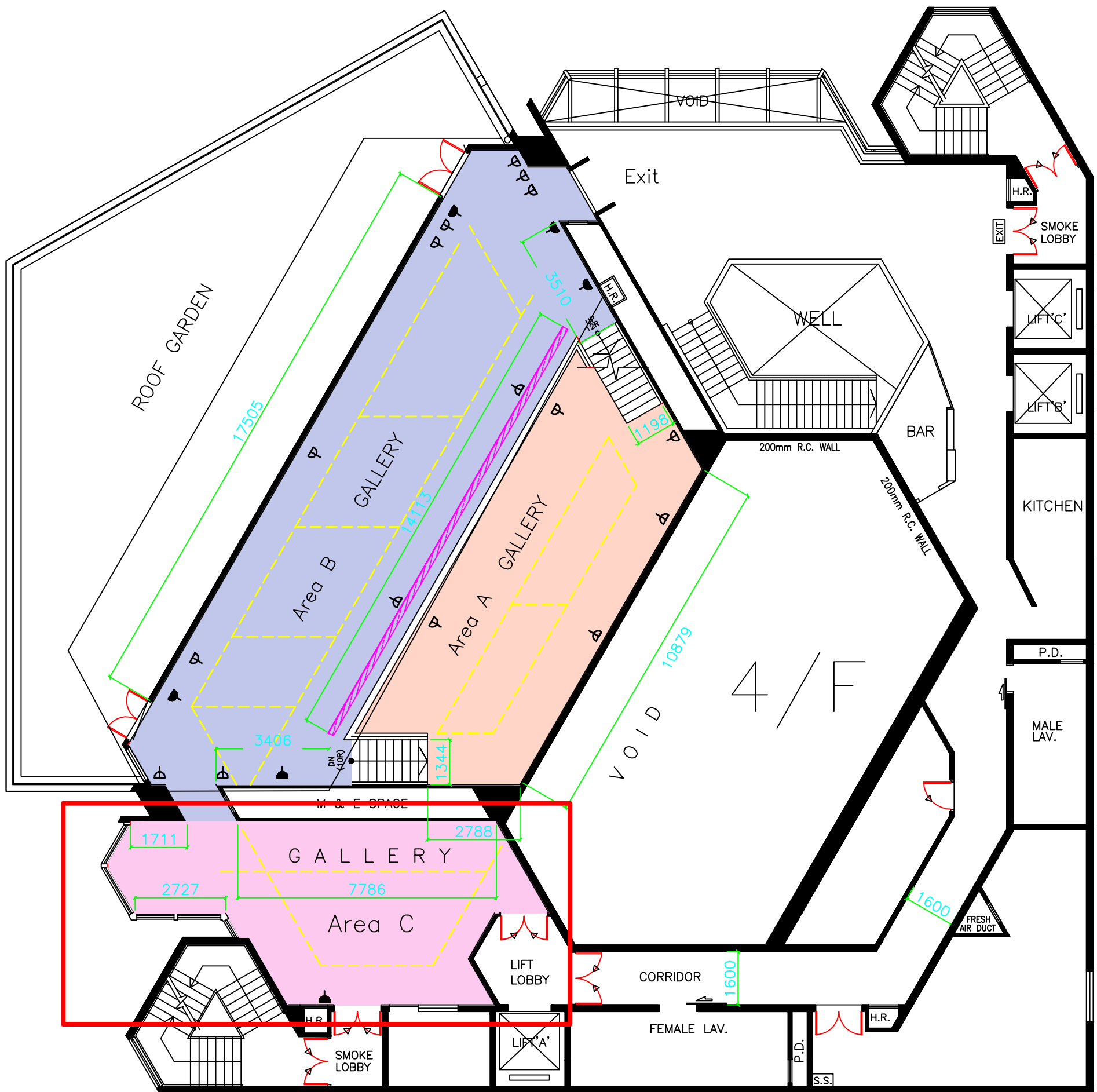
90 cm

320 cm

90 cm

430 cm

90 cm



Area A :

Area B :

Area C :

Cargo Lift Dimension

Guest Lift Dimension

Hanging Panel :

Internal Size : L x W x H

Internal Size : L x W x H

Dimension : W x H

1.61 x 1.485 x 2.35

1.76 x 1.475 x 2.34

1.25 x 2.58

Car Opening : L x H

Car Opening : L x H

Light Track :

0.9 x 2.1

1 x 2.1

Panel Height : 2.60

Loading Max : 1150Kg

Loading Max : 1150Kg

Power Socket (Top) :

Power Socket (Bottom) :

All Measurements in metre



(Not to Scale)

Floor Loading : 3 Kpa (300 kg/sq.m)

Area C



Area C





7170mm

100

2690mm

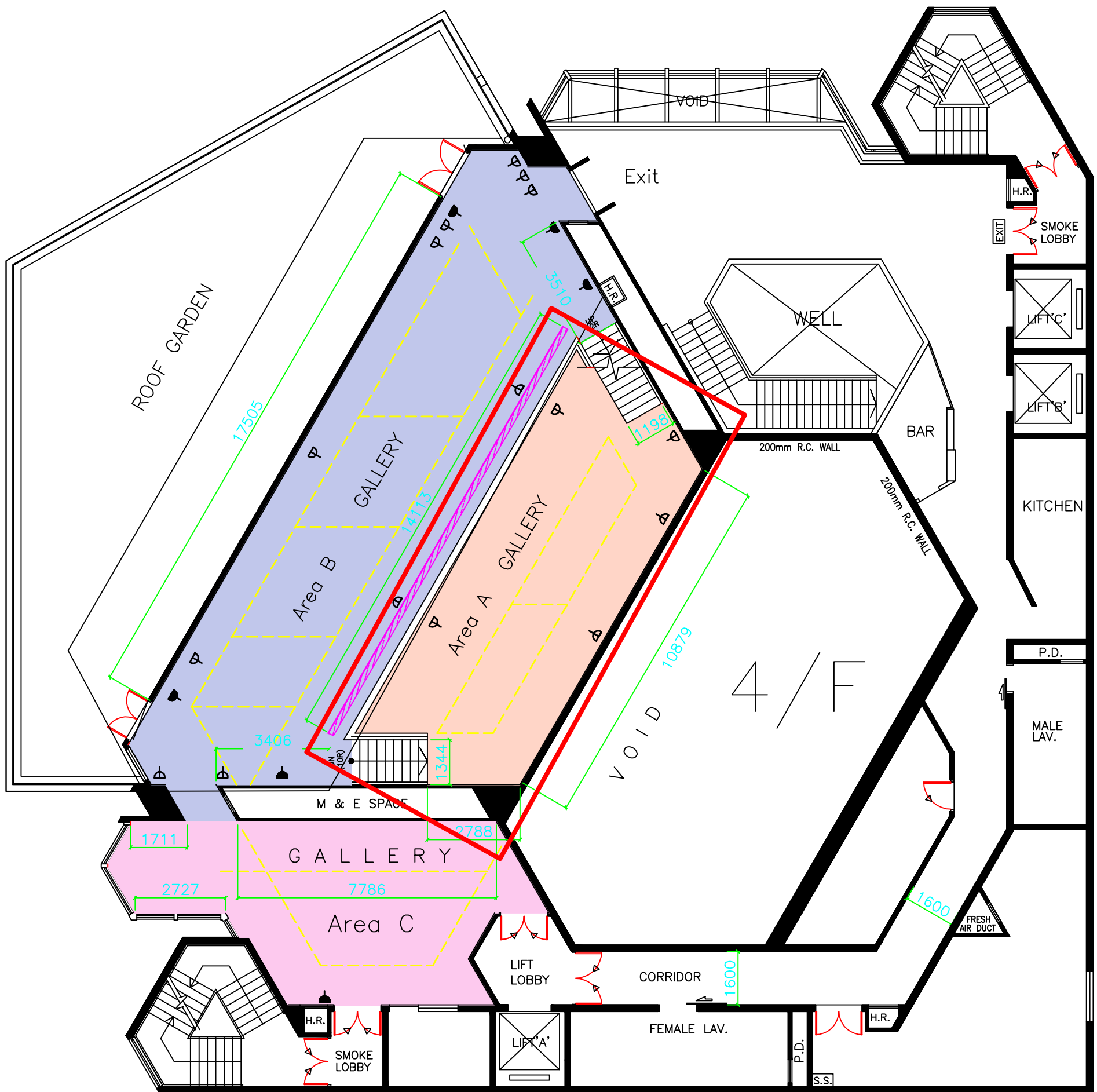
600

1500

1300

460

1500



Area A :

Area B :

Area C :

Cargo Lift Dimension

Guest Lift Dimension

Hanging Panel :

Internal Size : L x W x H

Internal Size : L x W x H

Dimension : W x H

1.61 x 1.485 x 2.35

1.76 x 1.475 x 2.34

1.25 x 2.58

Car Opening : L x H

Car Opening : L x H

Light Track :

0.9 x 2.1

1 x 2.1

Panel Height : 2.60

Loading Max : 1150Kg

Loading Max : 1150Kg

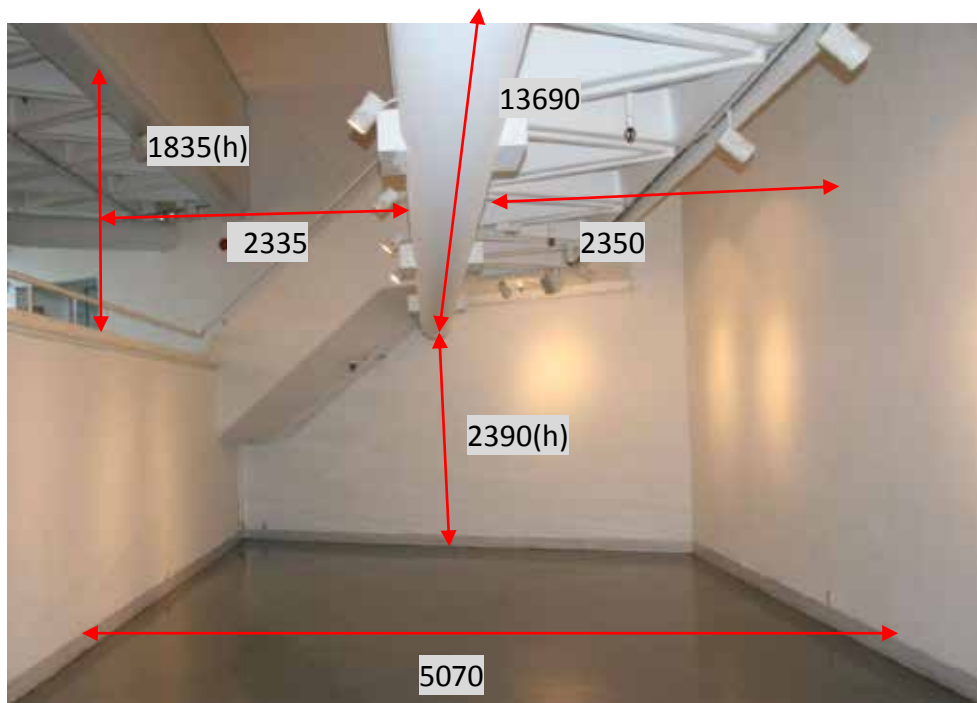
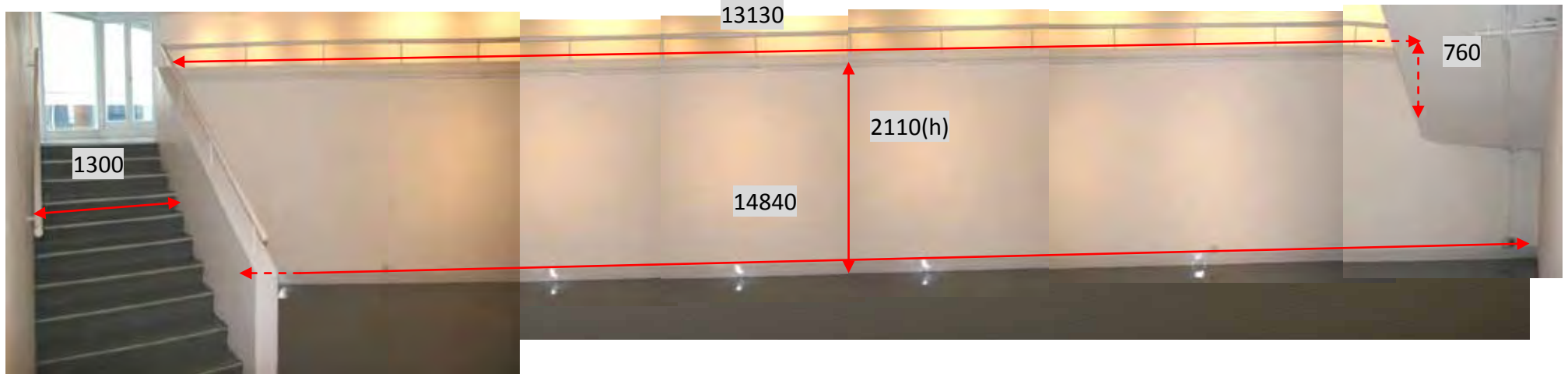
Power Socket (Top) :

Power Socket (Bottom) :

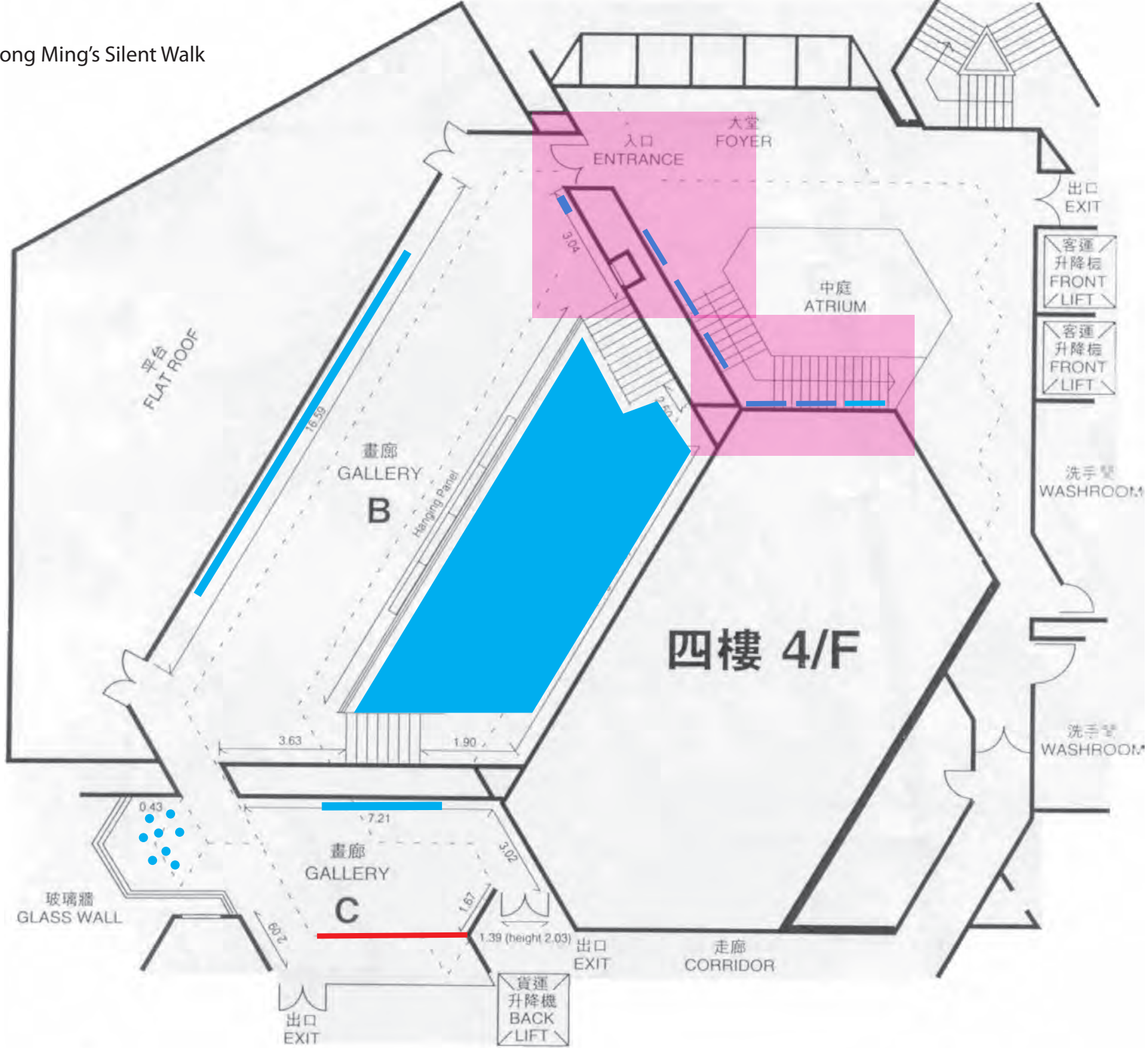
All Measurements in metre


(Not to Scale)

Floor Loading : 3 Kpa (300 kg/sq.m)




Ang Song Ming's Silent Walk





instruction



Photo

Jockey Club Atrium

4/F ATRIUM

